

## Assignment 17: The Blank Screen Burglar


### About the Case

The computer screens in TechnoVille will not work. The power is on, but the screens are all blank. The people are very unhappy because they cannot do their work.

Follow the clues to find the Blank Screen Burglar, using Filter By Form.



### Open the TechnoCop Database

- ☞ Open the Cop folder. (Ask your teacher how to do this.)
- ☞ Double click the cop database icon. 

Step-by-step instructions guide students through the activities.

### Open the Crooks Form

- ☞ Click View Crooks.




### Clue 1



Strands of hair are found near each computer desk. The strands of hair are **black**.

- ☞ Click Filter By Form. 
- ☞ Click Clear Grid. 

Click to select the **black hair** option in the *Hair Color* section.



Click *Apply Filter*.

1. Look at the results. How many suspects do you have?

**14**

Clue 2



A broken necklace was found on the scene. It does not belong to any of the employees. This must mean the thief wears **jewelry**.

Designed with young learners in mind, the TechnoCop database uses graphic icons to help young learners filter data to solve the mock crimes.

the *Distinguishing Features* section.



2. Look at the results. How many suspects do you have now?

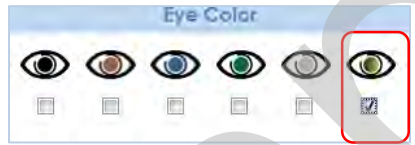
**7**

Clue 3



The security camera got a glimpse of the crook on tape. The thief has eyes of green and brown. This means the crook has **hazel eyes**.

- ☞ Click *Filter By Form*. 
- ☞ **DO NOT** clear the grid.
- ☞ Click to select the **hazel eyes** option in the *Eye Color* section.




- ☞ Click *Apply Filter*. 

3. Look at the results. Who burgled the monitor  
John Smith

Questions throughout assignments keep students on track.

Close the Database

- ☞ Click *Close Form*.



- ☞ Click *Exit*.

